



**50 Ω TERMINATED    3 GHz    SMA    N/O    S.P.8 T. SWITCH**

OPTIONS :

**R F CHARACTERISTICS**

NUMBER OF WAYS : 8  
FREQUENCY RANGE : 0 - 3 GHz  
IMPEDANCE : 50 Ohms

FREQUENCY (GHz)	0 - 3
V.S.W.R	<= 1.20
INSERT. LOSS <=	0.20 dB
ISOLATION >=	80 dB
AVER. POWER (*)	120 W

TERMINATION IMPEDANCE : 50 Ohms  
TERMINATION AVG. POWER AT 25° C : 1 W per termination  
3 W total power

**ELECTRICAL CHARACTERISTICS**

ACTUATOR : NORMALLY OPEN  
NOMINAL CURRENT AT 25° C (±10%) : 250 mA  
ACTUATOR VOLTAGE (Vcc) : 12V (10.2 to 13V) / NEGATIVE COMMON  
TERMINALS : 25 pins D-SUB male connector

**MECHANICAL CHARACTERISTICS**

CONNECTORS : SMA female per MIL-C 39012  
LIFE : 2.000.000 cycles per position  
SWITCHING TIME (nominal voltage;25° C) : < 15 ms  
CONSTRUCTION : splashproof  
WEIGHT : < 280 g

**ENVIRONMENTAL CHARACTERISTICS**

OPERATING TEMPERATURE RANGE (°C) : -40 , +85  
STORAGE TEMPERATURE RANGE (°C) : -55 , +85

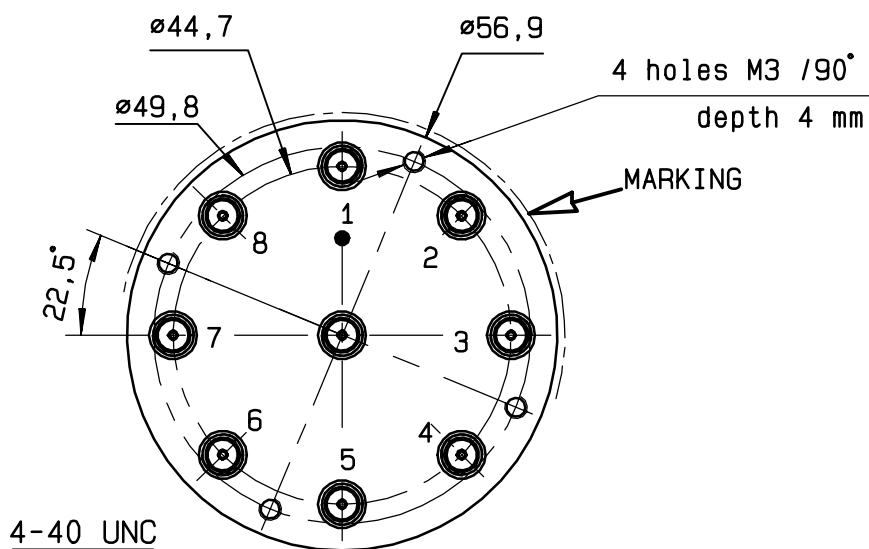
(\* : average power at 25° C per RF path)

This information is given as an indication. In the continual goal to improve our products, we reserve the right to make any modifications judged necessary

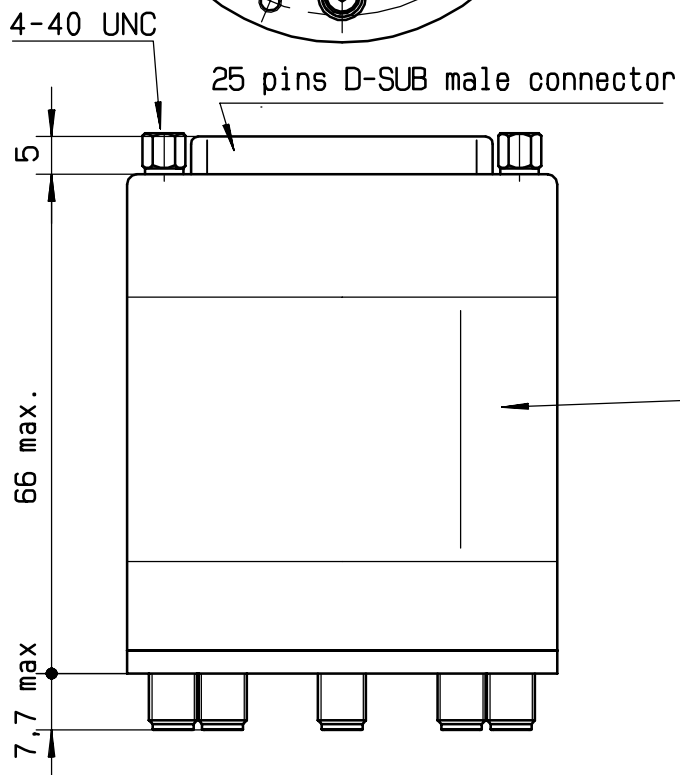
**DRAWING**

General tolerance: ± 0,5 mm

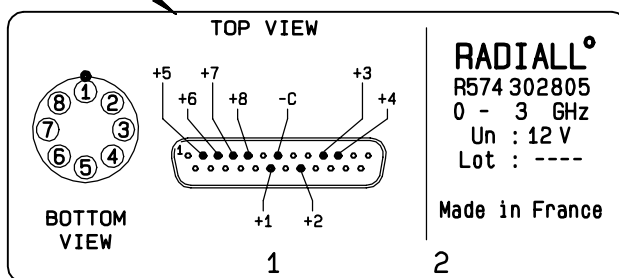
**R574 302805**



Voltage	RF continuity
-C +1	IN ↔ 1
-C +2	IN ↔ 2
-C +3	IN ↔ 3
-C +4	IN ↔ 4
-C +5	IN ↔ 5
-C +6	IN ↔ 6
-C +7	IN ↔ 7
-C +8	IN ↔ 8



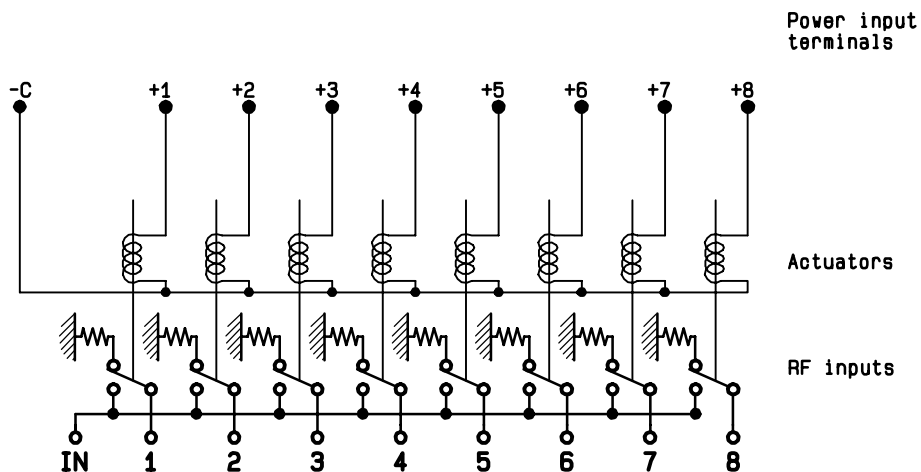
MARKING TOP VIEW (TERMINALS)



**RADIALL<sup>o</sup>**  
R574 302805  
0 - 3 GHz  
Un : 12 V  
Lot : ----

Made in France

**SCHEMATIC DIAGRAM**



4113-9212 This information is given as an indication. In the continual goal to improve our products, we reserve the right to make any modifications judged necessary